

IMPORTANT SAFETY NOTICE

YOUR IMMEDIATE ACTION IS REQUIRED



Important Safety Notice Concerning SCOTT HUD Quick Disconnect Hoses

DATE: 29 August 2008

TO: All Users of SCOTT® AIR-PAK® 50, AIR-PAK 75, NxG2, and NxG7
Self-Contained Breathing Apparatus equipped with Heads-up Display (HUD)

WARNING

THE LENGTH AND CONFIGURATION OF THE ELECTRICAL FITTING ON CERTAIN NEW MODEL REGULATOR HOSE QUICK DISCONNECTS MAY NOT ALLOW THE REGULATOR HOSE TO PROPERLY AND COMPLETELY ENGAGE THE AIR CONNECTOR ON SOME AUXILIARY AIR SOURCES. A USER WITH AN SCBA EQUIPPED WITH THESE QUICK DISCONNECTS MAY NOT BE ABLE TO USE SOME SCOTT AUXILIARY AIR SOURCES IN AN EMERGENCY. THE FOLLOWING NOTICE WILL DIRECT THE USER IN OBTAINING REPLACEMENT LOW PRESSURE HOSES. FAILURE TO FOLLOW THE INSTRUCTIONS IN THIS NOTICE MAY RESULT IN A PROBLEM CONNECTING TO AN AIR SOURCE IN AN EMERGENCY WHICH COULD RESULT IN INJURY OR DEATH.

Carefully review this entire notice before taking action.

DESCRIPTION

When equipped with a quick disconnect (QD), the low pressure hose to the facepiece mounted regulator on 2002 and 2007 Edition NFPA 1981 SCBA includes an electrical connector to energize the Heads-Up Display (HUD) along with the air connection. See FIGURE 1.




FIGURE 1 – HUD Facepiece Mounted Regulators with QD

Changes to the length of the electrical connector between the 2002 and 2007 editions have resulted in clearance issues between the new connector and certain auxiliary hose fittings on SCOTT manufactured air sources in the field. See FIGURE 2.




FIGURE 2 – Unacceptable Fit UNMODIFIED LONG CONNECTOR
(Note Interference Between Collar and Connector)


A corrective action was instituted to modify the new long connectors with a notch. But some hoses with the UNMODIFIED long connectors are in the field and must be replaced. Only the UNMODIFIED long connectors with NO NOTCH are subject to this safety notice.

The identification procedure in this safety notice will help you identify which low pressure hoses need to be replaced.


**SAFETY NOTICE CONTINUED
ON NEXT PAGE...**

SAFETY NOTICE CONTINUED...

There is no fit problem with the long connector that has been modified with the notch or with the older short connector. See FIGURES 3A and 3B. The only fit problem occurs with the UNMODIFIED long connector.



**FIGURE 3A – Acceptable Fit
MODIFIED LONG CONNECTOR
WITH NOTCH**



**FIGURE 3B – Acceptable Fit
SHORT CONNECTOR**

The majority of the hoses with unmodified long connectors were used on early production units of the NFPA 1981 2007 Edition compliant SCBA. However, there were some of these hoses were also shipped as replacement parts for existing SCBA.

Replacing the low pressure hose with one equipped a modified long connector will eliminate the potential clearance problem. This hose assembly will be made available at no charge to those users and will be provided to the authorized service center for installation.

Use the following procedure to identify the UNMODIFIED long connectors with NO NOTCH that are subject to this safety notice.

IDENTIFICATION OF UNMODIFIED LONG CONNECTORS

To identify which connectors may need replacement, use the HUD CONNECTOR GAUGE CARD provided with this Safety Notice.

Disconnect the low pressure hose at the quick disconnect.

Hold the HUD CONNECTOR GAUGE CARD against the connector as shown in FIGURE 4. Be sure to fit the card between the flange and the connector body as shown.

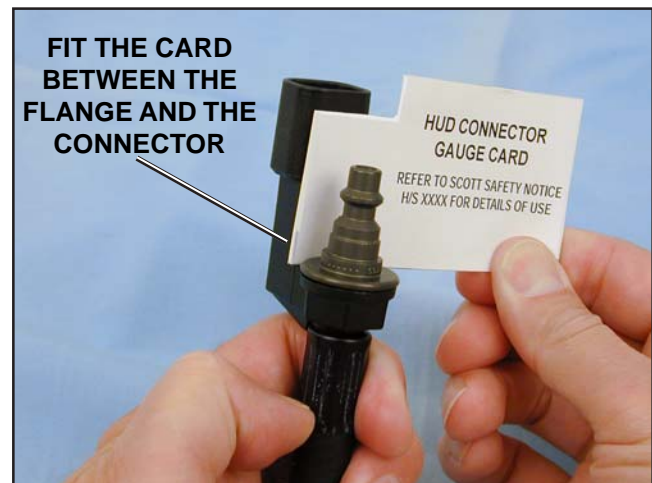
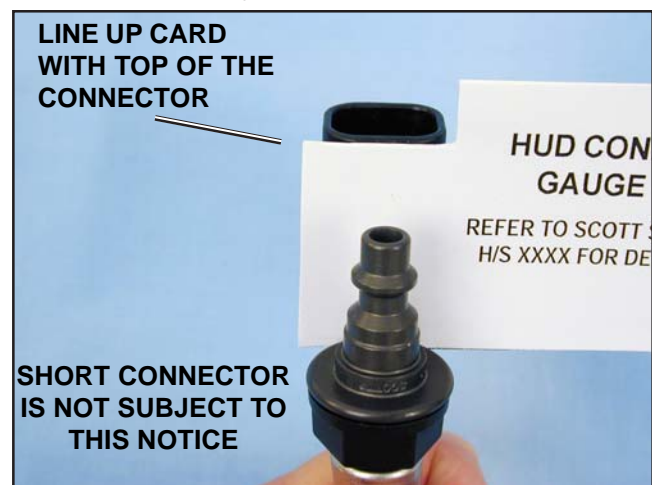


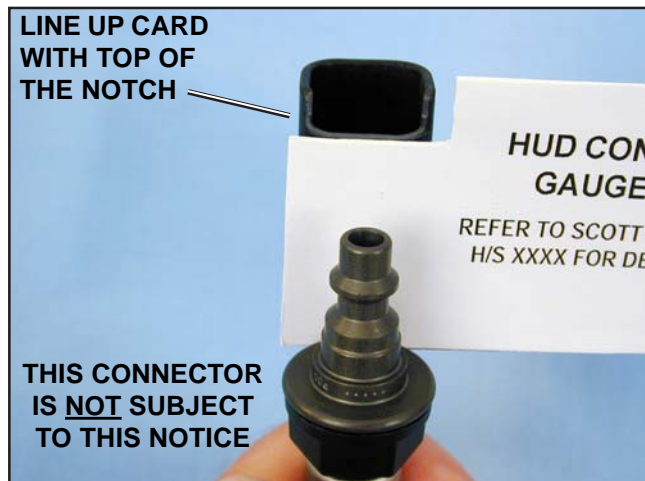
FIGURE 4 – Positioning the GAUGE CARD

If the GAUGE CARD lines up with the top of the connector as shown in FIGURE 5, this low pressure hose is NOT subject to the notice.



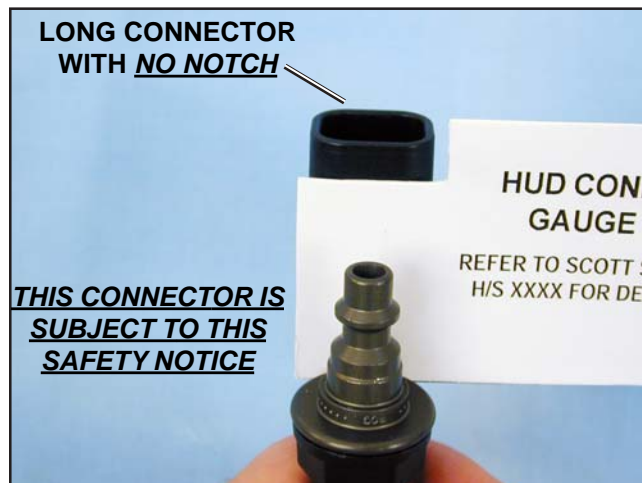
**FIGURE 5 – GAUGE CARD
on Short Connector
NOT SUBJECT TO THIS NOTICE**

If the GAUGE CARD lines up with the NOTCH as shown in FIGURE 6, this low pressure hose is NOT subject to the notice.



**FIGURE 6 – Modified Long Connector with NOTCH
NOT SUBJECT TO THIS NOTICE**

If the GAUGE CARD does not line up with either the top of the connector or with a NOTCH, you have found one of the UNMODIFIED LONG connectors. See FIGURE 7. **THIS LOW PRESSURE HOSE TO THE REGULATOR IS SUBJECT TO THIS NOTICE.**



**FIGURE 7 – UNMODIFIED Long Connector with NO NOTCH
ONLY THIS CONNECTOR IS SUBJECT TO THIS SAFETY NOTICE**

ACTION FOR YOU TO TAKE

If you have a SCOTT Air-Pak 75 or NxG7 SCBA, have received replacement QD equipped low pressure hoses between October 1 and December 1, 2007 or have inspected the hose per these instructions and found you have any of the subject hoses (long connector with NO NOTCH), complete the attached card and forward it to SCOTT immediately. SCOTT will send the appropriate parts to your selected Service Center. The Service Center will contact you and make the necessary arrangements to install the parts on your SCBA.

tyco

SCOTT[®]
HEALTH & SAFETY

Health & Safety Products
Monroe Corporate Center
PO Box 569
Monroe, NC 28111
Telephone 1-800-247-7257
FAX (704) 291-8330
www.scotthealthsafety.com

Copyright © 2008, SCOTT, All Rights Reserved